



ACC1001 - Panel Mount Console

The ACC1001 is a single zone FFU Control Console that can mount in a panel cut-out (ACC1001 PO) or in a single-gang box (ACC1001). Designed for individual units (flow hoods), small cleanrooms and mini-environments, the ACC1001 can provide FFU control and monitoring with alarm notification. The unit accepts Individual or Global commands, provides RPM feedback with EC FFU units and supports monitoring of pressure switches and/or a differential pressure or air-flow sensor.



ACC1001 PO
2-line, 12-character display
2 Encoders: SELECT & ADJUST

ACC1001 FEATURES:

- **Control & Monitor up to 25 FFU fans**
- Individual and Global Commands
- RPM / Tach Feedback
- **Audible Alarm on-board (+relay output)**
- Open/Closed Contact Switch Feedback
- Analog Sensor Monitor and Alarm
- Access Code Protected
- Field-Configure (#FFU, Sensor type, alarm limit)
- Panel / wall mount (remote power)



FUNCTIONS:

Polls and Displays set-point / status (RPM) Alarm for errors (RPM, Comm, Sensor limits)

Relay output trips on alarm trip

Audible Alarm Notification

Display shows setting/RPM/sensor value

MONITOR Mode– polls sensor & FFU continuously

Screen Sequence, Speed Adjustment

Fan 1: 88 RPM 1076	↕	Initial state. Turn1 changes screen. Turn2 opens and changes value. Push1 and Push2 have no effect.
Fan 1> 74 RPM 1185	↕	Turn2 → Opens and changes setpoint value.
Fan 1: 74 RPM 877	↕	Push2 → Saves, closes and applies new value.
Fan 1: 74 RPM 877	↕	Resumption of initial state.

Pressure Sensor Monitoring Keeps Display Lock w/Alarm	Alarm# ACTIVE	Pressure IWC +0.0862
--	---------------	----------------------

Screen Sequence, Main Menu

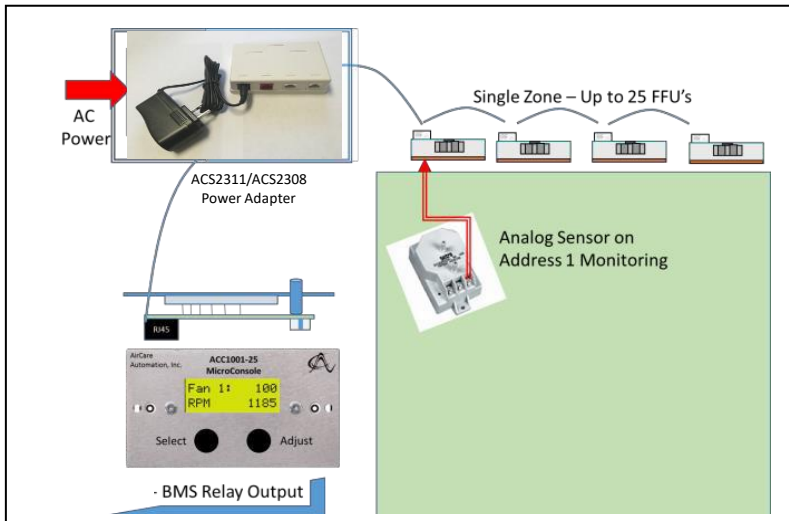
Monitor>	↕	Push1 → Opens Sub-Menu.
Console Setup>	↕	Push1 → Opens Sub-Menu.
Switch Setup>	↕	Push1 → Opens Sub-Menu.
Sensor Setup>	↕	Push1 → Opens Sub-Menu.
Alarm Setup>	↕	Push1 → Opens Sub-Menu.

Email: info@aircareautomation.com
8204 N. Lamar, Suite B-11 Austin, TX 78753

Website: www.aircareautomation.com
Tel: (855) 234-9237 Fax: (866) 542-0612

Feb 2017

ACC1001 - Panel Mount Console


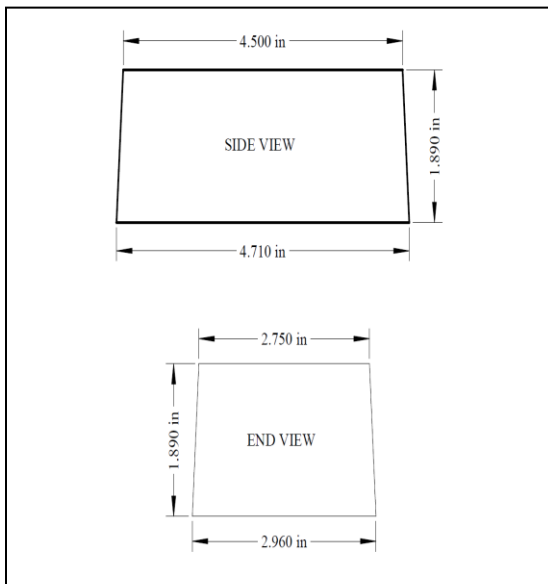


ACC1001 USES

- Mini-Environment Single Room FFU Control
- Flow Hood FFU + monitor Diff. Pressure
- Small, Single-Zone Cleanroom Control
- Notify BMS/Relay trip on Alarm Condition

ACC1001 replaces ACC1-25 with:

- Audible Alarm
- Pressure Sensor Monitoring
- EC Smart-Motor RPM monitoring



ORDERING INSTRUCTIONS

ACC1001 PO – Panel Mount Console (open frame) only

ACC1001 – Wall mount ACC1001 – Control with wall mount box

ACM1008 - Power/Comm Adapter – open frame for use with Step-Down Transformer

ACS2311 – Power/Comm Adapter for ACC1001 – required for FFU control

ACS2308(ACS2303) – AC/DC Adapter for ACS2311

Order kits

ACC1001KIT – ACC1001, ACS2311, ACS2308 & 2ft. CAT5e-RA (wall mount kit with power adapter)

ACC1001K – ACC1001, ACS2311 & 2ft. CAT5e-RA (wall mount kit w/o power adapter)

ACC1001K8 – ACC1001, ACM1008 (wall mount kit w/o step-down transformer)