

Cleanroom Environment Monitoring Console

Overview

AirCare Automation’s ACC7019 – Field Configure Cleanroom (Graphic Screen) Monitoring Console intelligently MONITORS clean room and facility environments. ACC7019 provides Environment Monitoring with up to 6 analog sensors that can be monitored and data-logged. The console provides monitoring, data-log and alarm notification in one central package.



The ACCPNL00 option provides the ACC7019 in an off-white steel panel box with a 3.5” depth to easily mount on a wall.

The ACC-DL option “Datalog” (SD Card) – is included
The ACC-ETH option provides remote access for both Console controls and Datalog downloads.

Specifications for Graphic Console

Power Supply

- Input Voltage : 24 VDC
- Max Current Consumption: 245mA@24V

Display Screen

- STN, LED, White LED backlit
- Viewing Area: 2.4”
- Display resolution: 128x64 pixels

Keyboard

- 20 keys (10 function, 10 alpha-numeric)
- Key type: Metal dome, sealed membrane switch

Communication

- 6- Analog (4-20 mA) analog ports (programmed for T, RH, Diff Press.)

Alarm Relay Output – Dry Contact

Ethernet Port for PC / LAN interface (option)

ACC7019 I/O

- Alarm Relay output –Dry contact



ACPNL00 enclosure option

ACC-ETH –Ethernet (remote access/remote DL)

Functions/ Features (Field Configure)

- **6 analog (4-20mA) sensors**
- **Alarm for error**
- **Monitor/Alarm** - following error types:
 - Communication error with the node
 - Pressure switch fault (AC)
 - RPM low or high limit exceeded (EC)
- Menu driven configuration options
- 3 levels of user control: View, User and Master

Environment

- Operational temperature: 0 to 50°C (32 to 122°F)
- Storage temperature: -20 to 60°C (-4 to 140°F)
- Relative Humidity (RH): 5% to 95% (non-condensing)

Enclosure (ACPNL00 option)

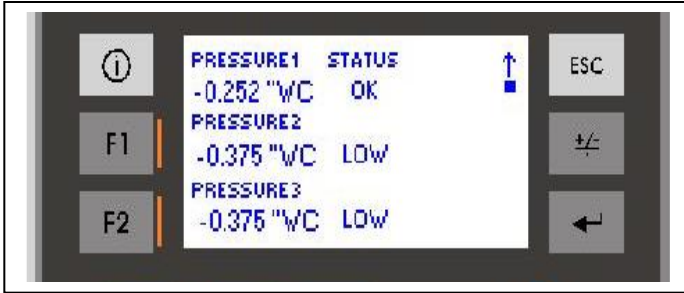
- Durable 18-gauge cold rolled steel construction
- Mounts on surface of a wall
- Captured hinge cover design for easy access
- Off-white textured powder-coated corrosion-resistant
- Key latch for positive closure and security
- Raised mounting rails create clean wiring channel
- Dimensions 7" W X 11" H X 3 5/16"
- RJ45 Coupler included for easy FFU daisy chain
- Din Rail Power Supply included (100-240 VAC Input)

Cleanroom Environment Monitoring Console

EXAMPLE SCREENS

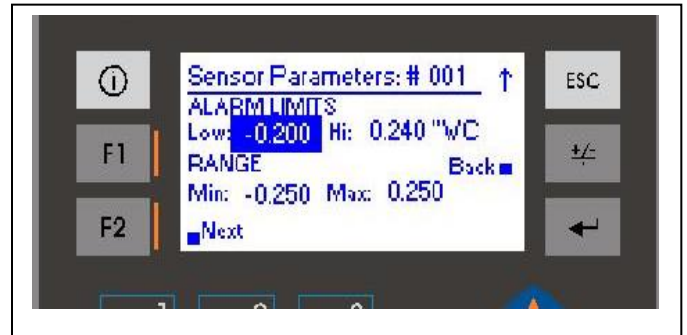
Facility Sensor Screen

These screen show facility sensors – 3 sensors per page (up to 6 sensors total) Name, measured value and status are clearly shown for each sensor.



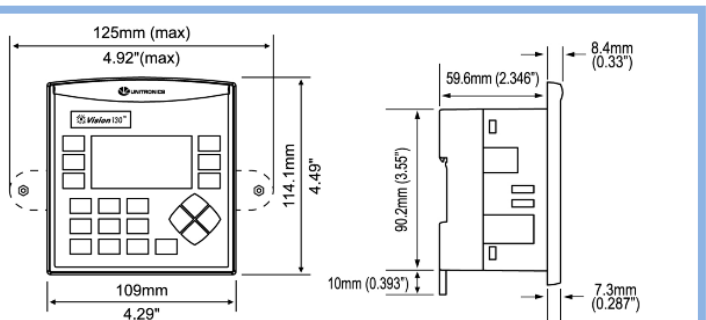
Sensor Configure & Monitor Screens

Sensor Parameter allows user to set up the sensor monitoring. Choose the sensor type, the range and the alarm limits...



Sensor Datalog - ACC-DL (included)

Sensor data is stored on SD card for future download .. - add Ethernet access (ACC-ETH) for network download



Mechanical Dimensions